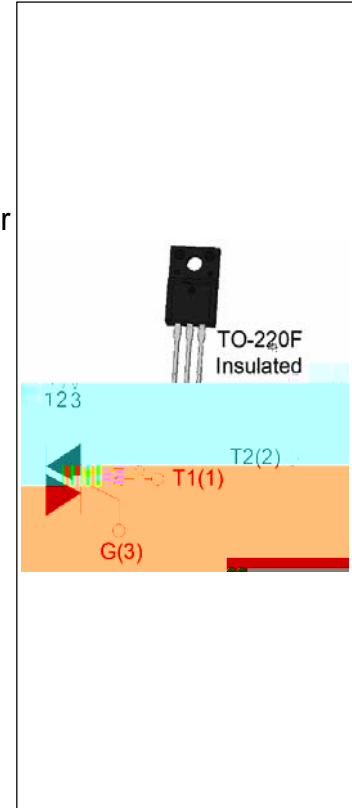


## JST16F-1000CW 16A TRIAC

Rev.A.1.1

### DESCRIPTION:

The JST16F-1000CW triac is suitable for general purpose AC switching. It can be used as an ON/OFF function in applications such as heating regulation, induction motor starting circuits, for phase control operation in light dimmers, motor speed controllers. JST16F-1000CW snubberless triac is especially recommended for use on inductive loads. By using an external plastic package, JST16F-1000CW provides a rated insulation voltage of 2000 VRMS, complying with UL standards (File ref: E252906). Package TO-220F is RoHS compliant.



### MAIN FEATURES

Symbol	Value	Unit
$I_{T(RMS)}$	16	A
$V_{DRM}/V_{RRM}$	1000	V
$I_{GT} / /$	35/35/35	mA

### ABSOLUTE MAXIMUM RATINGS

Parameter	Symbol	Value	Unit
Storage junction temperature range	$T_{stg}$	-40-150	
Operating junction temperature range	$T_j$	-40-125	
Repetitive peak off-state voltage ( $T_j=25^\circ\text{C}$ )	$V_{DRM}$	1000	V
Repetitive peak reverse voltage ( $T_j=25^\circ\text{C}$ )	$V_{RRM}$	1000	V
RMS on-state current ( $T_c 073^\circ\text{C}$ )	$I_{T(RMS)}$	16	A
Non repetitive surge peak on-state current (full cycle, $t_p=20\text{ms}$ , $T_j=25^\circ\text{C}$ )	$I_{TSM}$	160	A
Non repetitive surge peak on-state current (full cycle, $t_p=16.6\text{ms}$ , $T_j=25^\circ\text{C}$ )		176	
$I^2t$ value for fusing ( $t_p=10\text{ms}$ , $T_j=25^\circ\text{C}$ )	$I^2t$	128	$\text{A}^2\text{s}$
Critical rate of rise of on-state current ( $I_G=2\text{hI}_{GT}$ , $f=100\text{Hz}$ , $T_j=125^\circ\text{C}$ )	$di/dt$	100	$\text{A}/\mu\text{s}$
Peak gate current ( $t_p=20\mu\text{s}$ , $T_j=125^\circ\text{C}$ )	$I_{GM}$	4	A
Average gate power dissipation ( $T_j=125^\circ\text{C}$ )	$P_{G(AV)}$	0.5	W

Peak gate power	$P_{GM}$	10	W
Peak pulse voltage ( $T_j=25$ ; non-repetitive, off-state; FIG.7)	$V_{pp}$	4	kV

**ELECTRICAL CHARACTERISTICS** ( $T_j=25$  unless otherwise specified)

Symbol	Test Condition	Quadrant	Value		Unit
$I_{GT}$	$V_D=12V R_L=33$	- -	MAX.	35	mA
$V_{GT}$		- -	MAX.	1	V
$V_{GD}$	$V_D=V_{DRM} T_j=125$ $R_L=3.3k$	- -	MIN.	0.2	V
$I_L$	$I_G=1.2I_{GT}$	-	MAX.	50	mA
				60	
$I_H$	$I_T=500mA$		MAX.	40	mA
dV/dt	$V_D=670V$ Gate Open $T_j=125$		MIN.	800	V/ $\mu s$
(dI/dt)c	(dV/dt)c=20V/ $\mu s$ $T_j=125$		MIN.	10	A/ms
$t_{on}$	$I_G=40mA I_A=200mA I_R=20mA$ $T_j=25$		TYP.	7	$\mu s$
$t_{off}$				50	

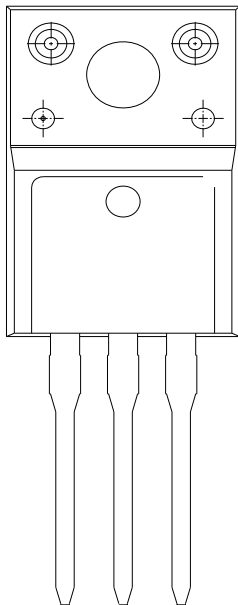
**STATIC CHARACTERISTICS**

Symbol	Parameter		Value(MAX.)	Unit
$V_{TM}$	$I_{TM}=22.5A t_p=380\mu s$	$T_j=25$	1.5	V
$V_{TO}$	Threshold voltage	$T_j=125$	0.77	V
$R_D$	Dynamic resistance	$T_j=125$	30	m
$I_{DRM}$	$V_D=V_{DRM} V_R=V_{RRM}$	$T_j=25$	10	$\mu A$
$I_{RRM}$		$T_j=125$		

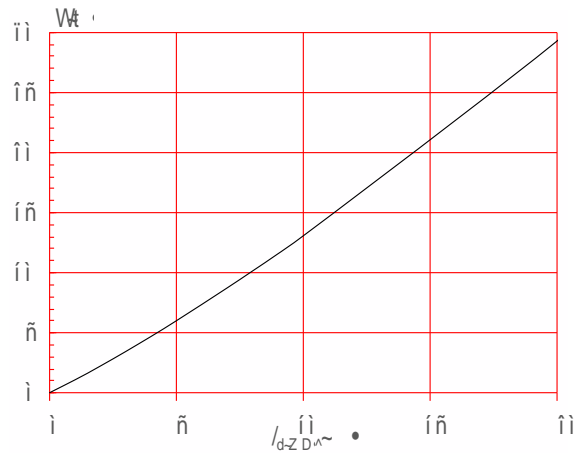
## ORDERING INFORMATION

<b>J</b>	<b>ST</b>	<b>16</b>	<b>F</b>	<b>-1000</b>	<b>CW</b>
JieJie Microelectronics Co., Ltd.	Triacs	$I_{T(RMS)}:16A$	F:TO-220F(Ins)	1000:V <sub>DRM</sub> /V <sub>RRM</sub> 1 1000V	CW:IGT1-3 0.35mA

## MARKING



**FIG.1:** Maximum power dissipation versus RMS on-state current



**FIG.2:** RMS on-state current versus case temperature

FIG.7 ÖTest circuit for inductive and resistive loads to IEC-61000-4-5 standards TT



**ORDERING INFORMATION**

Order code	Voltage V <sub>DRM</sub> /V <sub>RRM</sub> (V)	IGT(mA)	Package	Base qty. (pcs)	Delivery mode
		- -			
<b>JST16F-1000CW</b>	<b>1000</b>	<b>35</b>	<b>TO-220F(Ins)</b>	<b>50</b>	<b>Tube</b>

**Document Revision History**

Date	Revision	Changes
May.18, 2023	A.1.0	Last updated
Oct.13, 2025	A.1.1	Revise PACKAGE MECHANICAL DATA

**PACKAGE MECHANICAL DATA**



Information furnished in this document is believed to be accurate and reliable. However, Jiangsu JieJie Microelectronics Co., Ltd. assumes no responsibility for the consequences of use without consideration for such information nor use beyond it. Information mentioned in this document is subject to change without notice, apart from that when an agreement is signed, Jiangsu JieJie complies with the agreement.

Products and information provided in this document have no infringement of patents. Jiangsu JieJie assumes no responsibility for any infringement of other rights of third parties which may result from the use of such products and information. This document supersedes and replaces all information previously supplied.



is a registered trademark of Jiangsu JieJie Microelectronics Co., Ltd.

Copyright © 2025 Jiangsu JieJie Microelectronics Co., Ltd. All rights reserved.