

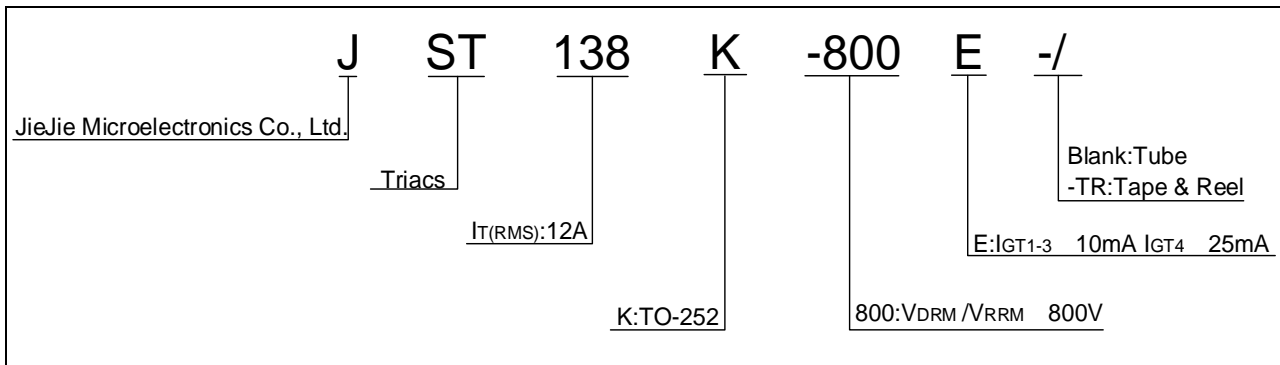


**JST138K-800E 12A TRIAC**

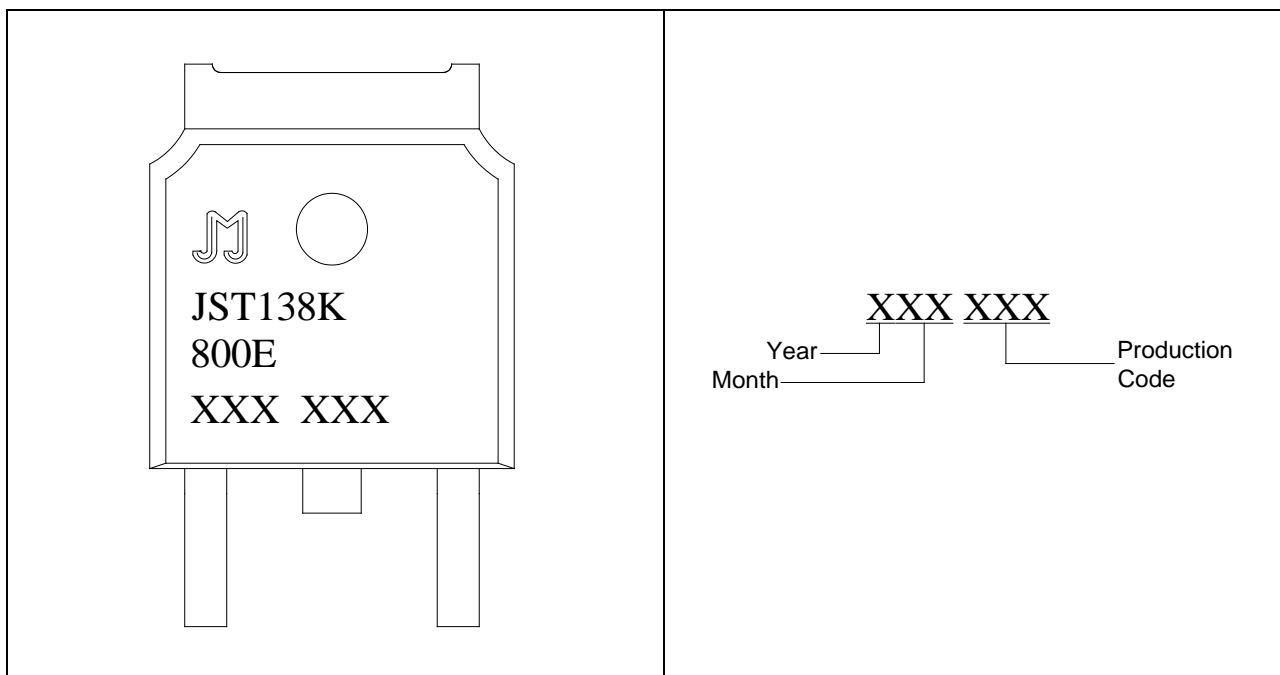
ELECTRICAL CHARACTERISTICS ( $T_j=25$  unless otherwise specified)

Symbol	Test Condition	Quadrant		Value	Unit
$I_{GT}$	$V_D=12V R_L=33$	- -	MAX.	10	mA
				25	

ORDERING INFORMATION



MARKING



**FIG.1:** Maximum power dissipation versus RMS on-state current



**FIG.2:** RMS on-state current versus case temperature

**FIG.7:** Relative variations of gate trigger current, holding current and latching current versus junction temperature

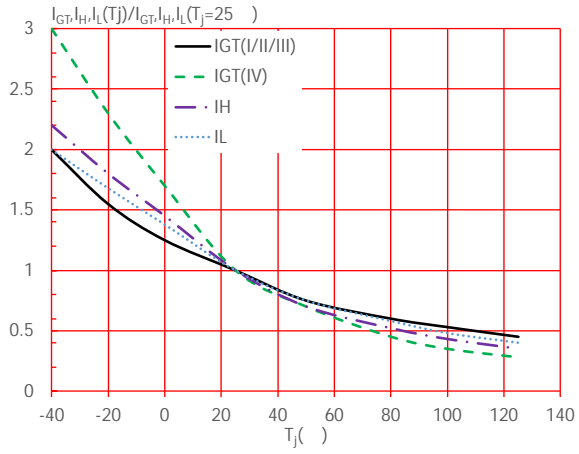


FIG.8 Test circuit for inductive and resistive loads to IEC-61000-4-5 standards



ORDERING INFORMATION

		GT(mA)		Package	Base qty. (pcs)	Delivery mode
		-				
0	25	TO-252	80	Tube		
			2,500	Tape & Reel		

Apr.14, 2023	A.1.0
Oct.22, 2025	A.1.1





