

JIEJIE MICROELECTRONICS CO., LTD.

JST136V-600E 1A TRIAC

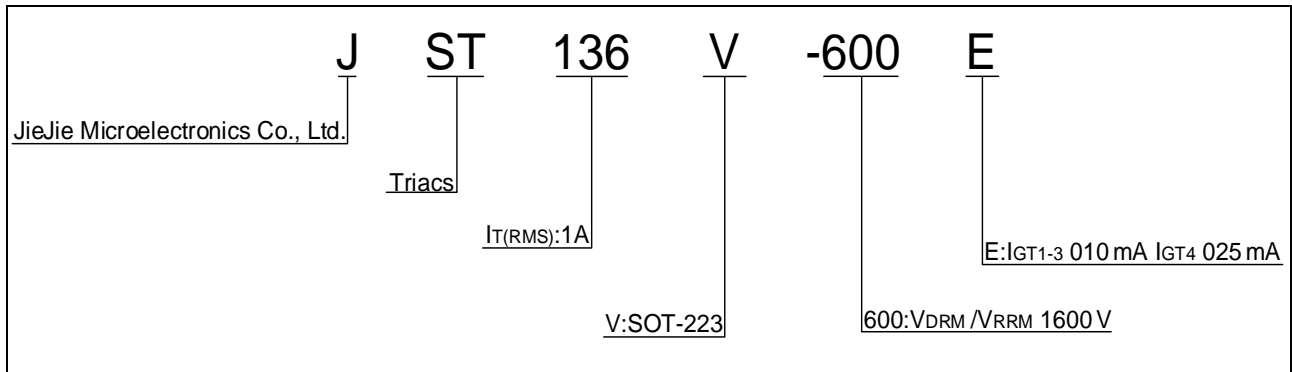
Rev.A.1.1

DESCRIPTION:

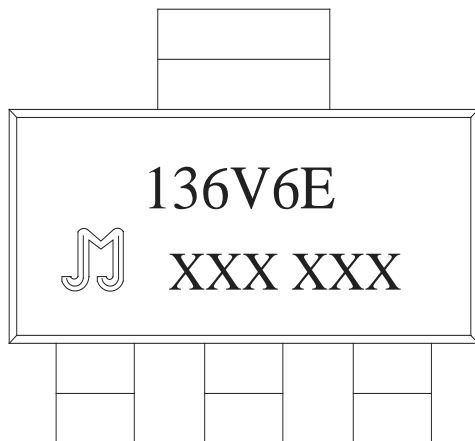
The JST136V-600E triac is a 4 (ui)-0.tablfor gen (e)It pEMCe)PT & 0/MC DT8 > 1380 /T ()ITTEMCO4P 0

Parameter	Symbol	Value	Unit
Storage temperature range	T_{stg}	-40-150	
Operating temperature range	T_j	-40-125	

ORDERING INFORMATION



MARKING



XXX XXX

LOT NO.

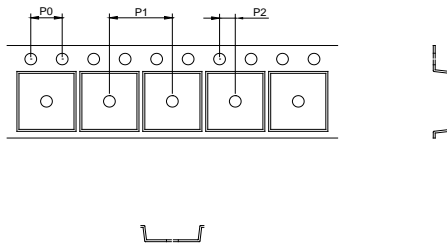
FIG.7: Relative variations of gate trigger current, holding current and latching current versus junction temperature

FIG.8 ÖTest circuit for inductive and resistive loads to IEC-61000-4-5 standards



JST136V-600E

DELIVERY MODE



Ref.	Dimensions					
	Millimeters			Inches		
	Min.	Typ.	Max.	Min.	Typ.	Max.
W	-		12.30	-		0.482
E	1.65	1.75	1.85	0.065	0.069	0.073
F	5.45	5.50	5.55	0.215	0.217	0.219
D0		1.55	1.60		0.061	0.063
D1		-	-			
P0	3.90	4.00	4.10	0.154	0.157	0.161
P1	7.90	8.00	8.10	0.311	0.315	0.319
P2	1.95	2.00	2.05	0.077	0.079	0.081
10P0	39.80	40.00	40.20	1.567	1.575	1.583
A0	6.85	6.95	7.05	0.269	0.273	0.276
B0	7.15	7.25	7.35	0.280	0.284	0.288
K0	1.95	2.05	2.15	0.076	0.080	0.084
T	0.20	0.25	0.30	0.008	0.010	0.012

Information furnished in this document is believed to be accurate and reliable. However, Jiangsu JieJie Microelectronics Co., Ltd. assumes no responsibility for the consequences of use without consideration for such information nor use beyond it. Information mentioned in this document is subject to change without notice, apart from that when an agreement is signed, Jiangsu JieJie complies with the agreement.

Products and information provided in this document have no infringement of patents. Jiangsu JieJie assumes no responsibility for any infringement of other rights of third parties which may result from the use of such products and information. This document supersedes and replaces all information previously supplied.