



## JST10F-600BW 10A TRIAC

Rev.A.1.1

The JST10F-600BW triac is suitable for general purpose AC switching. It can be used as an ON/OFF function in applications such as heating regulation, induction motor starting circuits, for phase control operation in light dimmers, motor speed controllers. JST10F-600BW snubberless triac is especially recommended for use on inductive loads. By using an external plastic package, JST10F-600BW provides a rated insulation voltage of 2000 VRMS, complying with UL standards (File ref: E252906). Package TO-220F is RoHS compliant.

Parameter	Symbol	Value	Unit
Storage junction temperature range	$T_{stg}$	-40-150	
Operating junction temperature range	$T_j$	-40-125	

Repetitive peak off-state voltage ( $T_j=25^\circ\text{C}$ ) V



Peak gate power	$P_{GM}$	10	W
Peak pulse voltage ( $T_j=25$ ; non-repetitive,off-state;FIG.7)	$V_{pp}$	4.5	kV

( $T_j=25$  unless otherwise specified)

Symbol	Test Condition	Quadrant	Value		Unit
$I_{GT}$	$V_D=12V R_L=33$	- -	MAX.	50	mA
$V_{GT}$		- -	MAX.	1	V
$V_{GD}$	$V_D=V_{DRM} T_j=125$ $R_L=3.3k$	- -	MIN.	0.2	V
$I_L$	$I_G=1.2I_{GT}$	-	MAX.	70	mA
				90	
$I_H$	$I_T=500mA$		MAX.	60	mA
dV/dt	$V_D=400V$ Gate Open $T_j=125$		MIN.	2000	V/ $\mu s$
(dI/dt)c	(dV/dt)c=20V/ $\mu s$ $T_j=125$		MIN.	15	A/ms

$t_{on}$   $I_G=80mA I_A=400mA I_R$

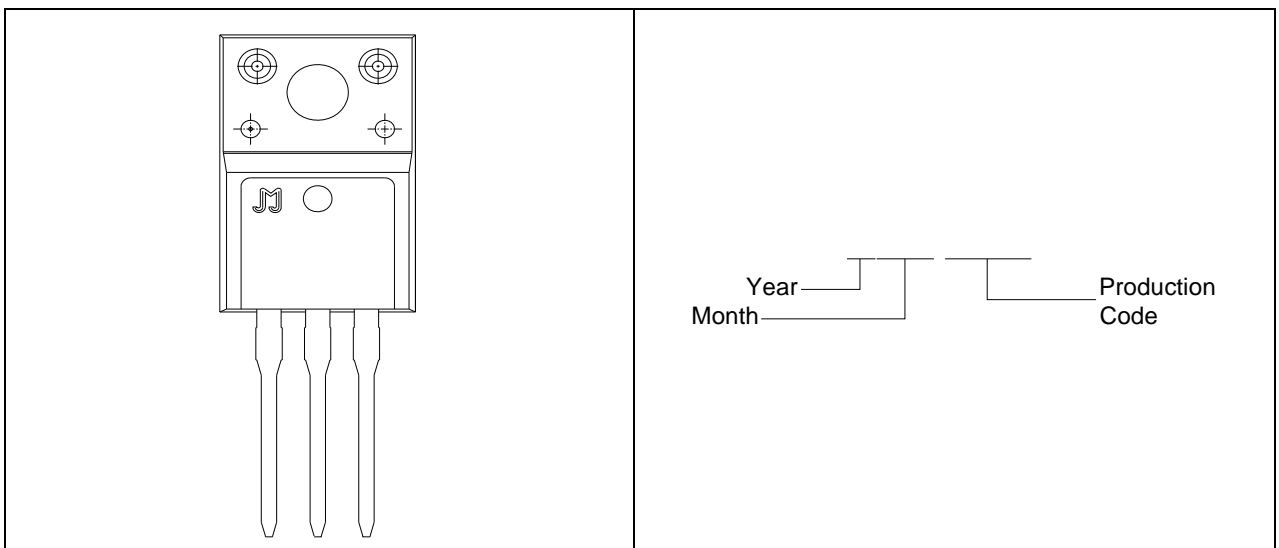
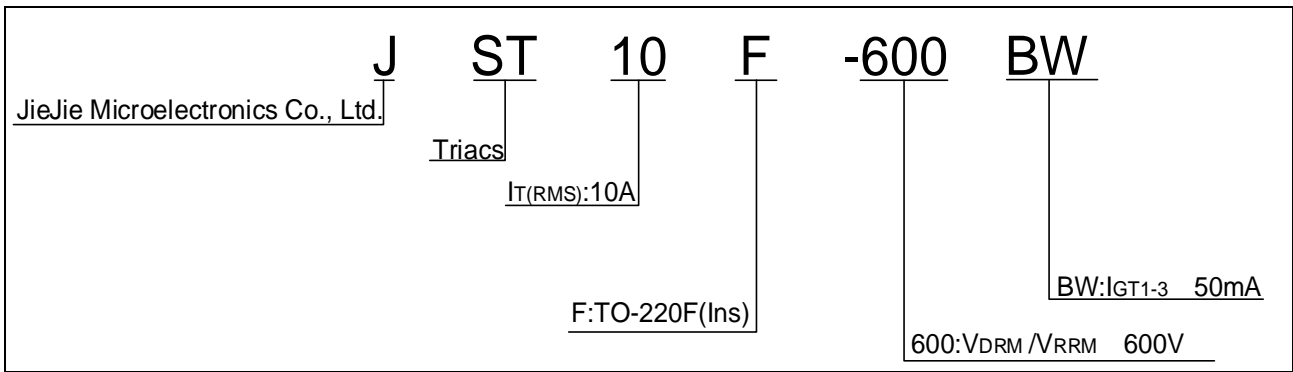
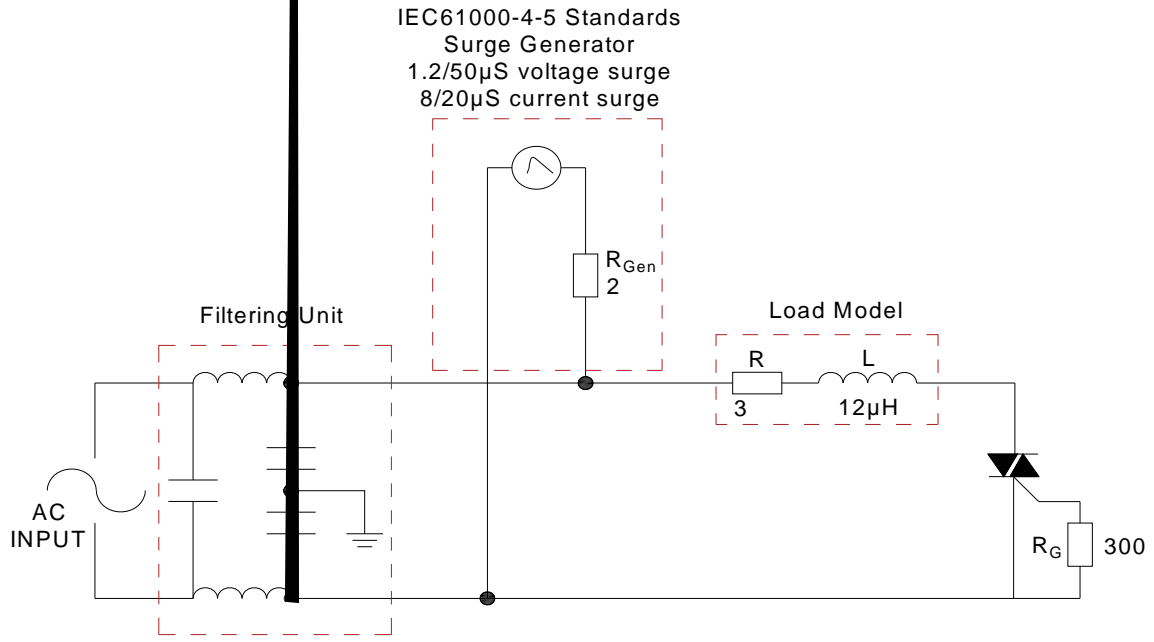






FIG.7 Test circuit for inductive and resistive loads to IEC-61000-4-5 standards





Order code	Voltage $V_{DRM}/V_{RRM}$ (V)	IGT(mA)	Package	Base qty. (pcs)
------------	----------------------------------	---------	---------	--------------------



Information furnished in this document is believed to be accurate and reliable. However, Jiangsu JieJie Microelectronics Co., Ltd. assumes no responsibility for the consequences of use without consideration for such information nor use beyond it. Information mentioned in this document is subject to change without notice, apart from that when an agreement is signed, Jiangsu JieJie complies with the agreement.

Products and information provided in this document have no infringement of patents. Jiangsu JieJie assumes no responsibility for any infringement of other rights of third parties which may result from the use of such products and information. This document supersedes and replaces all information previously supplied.



is a registered trademark of Jiangsu JieJie Microelectronics Co., Ltd.

Copyright © 2025 Jiangsu JieJie Microelectronics Co., Ltd. All rights reserved.