

Peak pulse voltage ($T_j=25$; non-repetitive, off-state; FIG.7)	V_{pp}	3	kV
----------------------------------------------------------------------	----------	---	----

ELECTRICAL CHARACTERISTICS ($T_j=25$ unless otherwise specified)

Symbol	Test Condition	Quadrant	Value		Unit
I_{GT}	$V_D=12V R_L=33$	- -	MAX.	10	mA
V_{GT}		- -	MAX.	1	V
V_{GD}	$V_D=V_{DRM} T_j=125$ $R_L=3.3k$	- -	MIN.	0.2	V
I_L	$I_G=1.2I_{GT}$	-	MAX.	15	mA
				25	
I_H	$I_T=100mA$		MAX.	15	mA
dV/dt	$V_D=540V$ Gate Open $T_j=125$		MIN.	200	V/ μs
(dI/dt) _c	(dV/dt) _c =10V/ μs , $T_j=125$		MIN.	1	A/ms
t_{on}	$I_G=20mA I_A=200mA I_R=20mA$ $T_j=25$		TYP.	2.5	μs
t_{off}				25	

STATIC CHARACTERISTICS

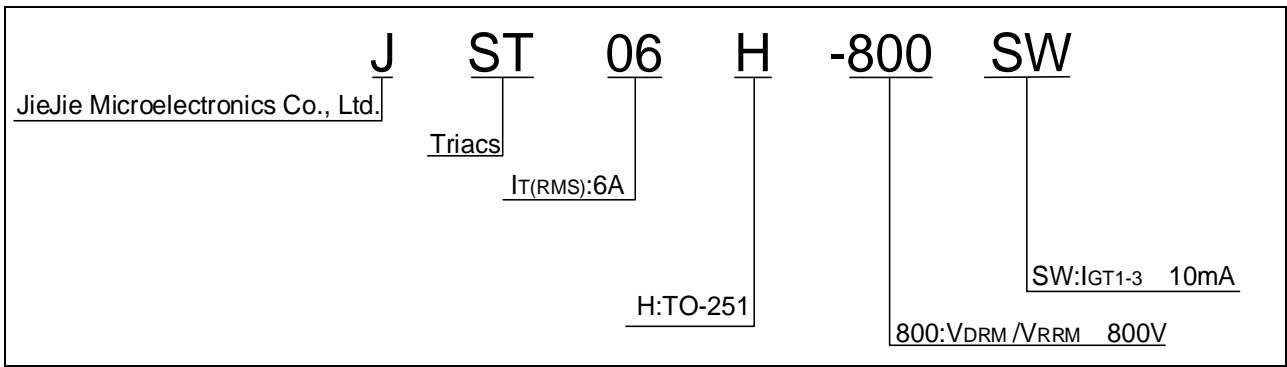
Symbol	Parameter		Value(MAX.)	Unit
V_{TM}	$I_{TM}=8.5A t_p=380\mu s$	$T_j=25$	1.5	V
V_{TO}	Threshold voltage	$T_j=125$	0.82	V
R_D	Dynamic resistance	$T_j=125$	57	m
I_{DRM}	$V_D=V_{DRM} V_R=V_{RRM}$	$T_j=25$	5	μA
I_{RRM}		$T_j=125$	0.3	mA

THERMAL RESISTANCES

Symbol	Parameter	Value	Unit
--------	-----------	-------	------

$R_{th(j-c)}$ (unc)(i)-2non Sie ()

ORDERING INFORMATION



MARKING

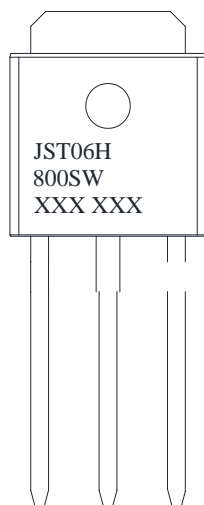


FIG.1: Maximum power dissipation versus RMS on-state current



FIG.2: RMS on-state current versus case temperature

FIG.7 Test circuit for inductive and resistive loads to IEC-61000-4-5 standards



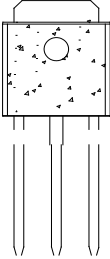
ORDERING INFORMATION

Order code	Voltage V_{DRM}/V_{RRM} (V)	IGT(mA)	Package	Base qty. (pcs)	Delivery mode
		- -			
JST06H-800SW	800	10	TO-251	80	Tube

Document Revision History

Date	Revision	Changes
Apr.11, 2023	A.1.0	Last updated
Oct.16, 2025	A.1.1	Revise PACKAGE MECHANICAL DATA

PACKAGE MECHANICAL DATA



Information furnished in this document is believed to be accurate and reliable. However, Jiangsu JieJie Microelectronics Co., Ltd. assumes no responsibility for the consequences of use without consideration for such information nor use beyond it. Information mentioned in this document is subject to change without notice, apart from that when an agreement is signed, Jiangsu JieJie complies with the agreement.

Products and information provided in this document have no infringement of patents. Jiangsu JieJie assumes no responsibility for any infringement of other rights of third parties which may result from the use of such products and information. This document supersedes and replaces all information previously supplied.



is a registered trademark of Jiangsu JieJie Microelectronics Co., Ltd.

Copyright © 2025 Jiangsu JieJie Microelectronics Co., Ltd. All rights reserved.