



T1235H-6C 12A TRIAC

Rev.A.1.1

DESCRIPTION:

The T1235H-6C triac is suitable for general purpose AC switching. It can be used as an ON/OFF function in applications such as heating regulation, induction motor starting circuits, for phase control operation in light dimmers,

2028 (an) 1atie c /P <</MCID 2 >>C28 0 Td [(i)16 (s)4 (s 0 7 (86)13.7o ()]p)4 (i)e (on) ro(on) r(r

2028

Peak pulse voltage ($T_j=25$; non-repetitive, off-state; FIG.7)	V_{pp}	4.5	kV
--	----------	-----	----

ELECTRICAL CHARACTERISTICS ($T_j=25$ unless otherwise specified)

Symbol	Test Condition	Quadrant	Value		Unit
I_{GT}	$V_D=12V$ $R_L=33$	- -	MAX.	35	mA
V_{GT}		- -	MAX.	1	V
V_{GD}	$V_D=V_{DRM}$ $T_j=150$ $R_L=3.3k$	- -	MIN.	0.2	V
I_L	$I_G=1.2I_{GT}$	-	MAX.	30	mA
				60	
I_H	$I_T=500mA$		MAX.	30	mA
dV/dt	$V_D=400V$ Gate Open $T_j=150$		MIN.	600	V/ μs
$(dI/dt)_c$	$(dV/dt)_c=20V/\mu s$, $T_j=150$		MIN.	5	A/ms
t_{on}	$I_G=40mA$ $I_A=200mA$ $I_R=20mA$ $T_j=25$		TYP.	3	μs
t_{off}				60	

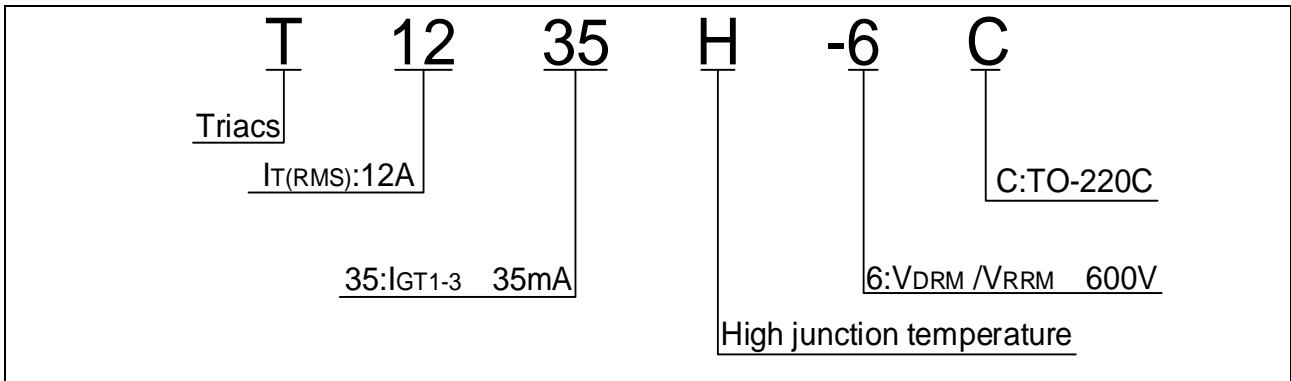
STATIC CHARACTERISTICS

Symbol	Parameter		Value(MAX.)	Unit
V_{TM}	$I_{TM}=17A$ $t_p=380\mu s$	$T_j=25$	1.4	V
V_{TO}	Threshold voltage	$T_j=150$	0.75	V
R_D	Dynamic resistance	$T_j=150$	37	m
I_{DRM}	$V_D=V_{DRM}$ $V_R=V_{RRM}$	$T_j=25$	5	μA
I_{RRM}		$T_j=150$	1.5	mA

THERMAL RESISTANCES

Symbol	Parameter	Value	Unit
$R_{th(j-c)}$	junction to case (AC)	1.2	$^{\circ}W$
$R_{th(j-a)}$	junction to ambient (AC)	60	$^{\circ}W$

ORDERING INFORMATION



MARKING

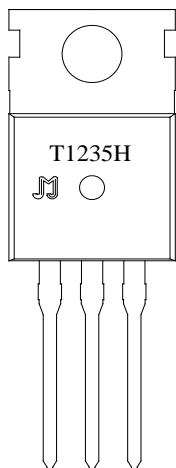


FIG.1: Maximum power dissipation versus RMS on-state current

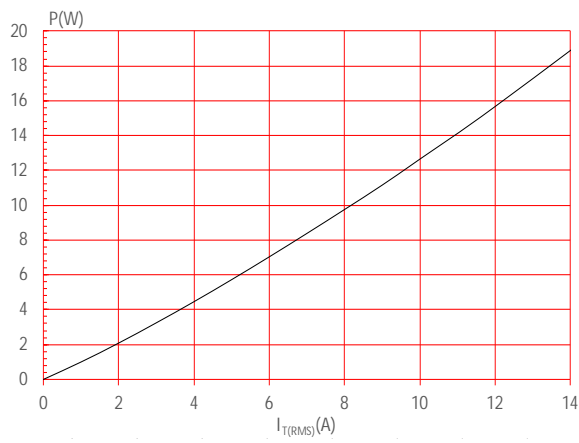


FIG.3: Surge peak on-state current versus number of cycles

FIG.2: RMS on-state current versus case temperature

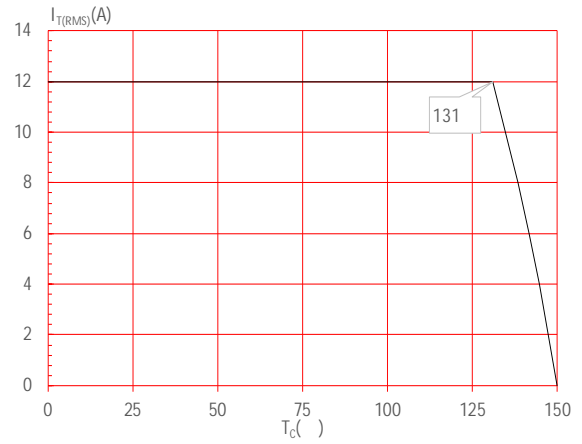


FIG.4: On-state characteristics

T1235H-6C

ORDERING INFORMATION

Order code	Voltage V_{DRM}/V_{RRM} (V)	IGT(mA)	Package	Base qty. (pcs)	Delivery mode
------------	----------------------------------	---------	---------	--------------------	------------------

PACKAGE MECHANICAL DATA



T1235H-6C

JieJie Microelectronics Co., Ltd.