ORDERING INFORMATION

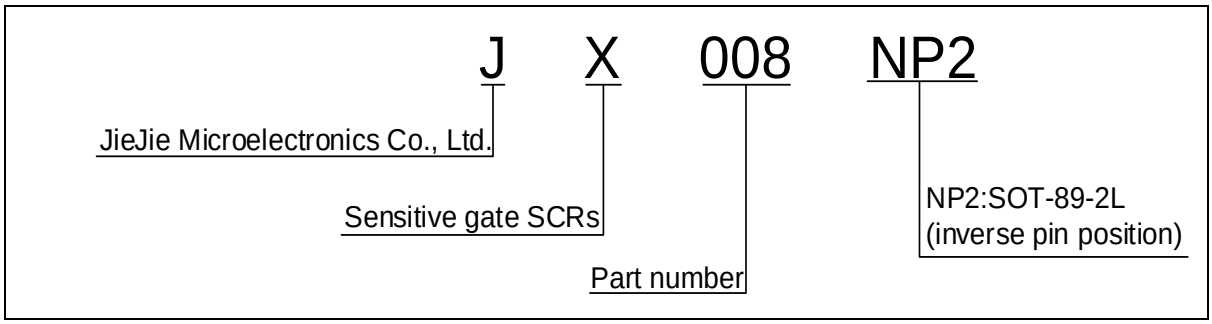

MARKING

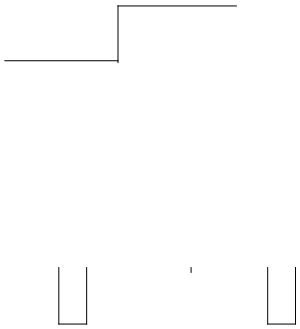

FIG.7: Relative variations of gate trigger current, holding current and latching current versus junction temperature

ORDERING INFORMATION

Order code	Voltage V_{DRM}/V_{RRM} (V)	IGT ⅜)	Package	Base qty. (pcs)	Delivery mode
JX008NP2	**800**	**”200**	**SOT-89-2L**	**4,000**	**Tape & Reel**

Document Revision History

Date	Revision	Changes
Apr.12, 2023	A.1.0	Last update
Oct.16, 2025	A.1.1	Revise PACKAGE MECHANICAL DATA

PACKAGE MECHANICAL DATA

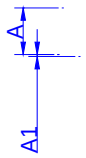

DELIVERY MODE

Dimensions						
Ref.	Millimeters			Inches		
	Min.	Typ.	Max.	Min.	Typ.	Max.
E	1.65	1.75	1.85	0.065	0.069	0.073
F	5.45	5.50	5.55	0.215	0.217	0.219
P2	1.90	2.00	2.10	0.075	0.079	0.082
D	-	1.50	1.60	-	0.059	0.063
D1	1.50			0.059		
P0	3.90	4.00	4.10	0.154	0.157	0.161
10P0	39.80	40.00	40.20	1.5[1590.1569	1.575	1.583
W			12.30	0.0753-1633.4 (0.)2-1 (800		
P	7.90	8.00	8.10			
A0	5.20	5.30	5.40			K0
B0	4.80	4.90	5.00	0.157.005 Td 6(0.)2.8 (16)4		
K0	1.75	1.85	1.95			
t	0.20	0.25	0.30			5°
θ	3°		5°			