




JCT640FH 40A SCR

Rev.A.1.1

DESCRIPTION:

With high ability to withstand the shock loading of large current, JCT640FH SCR provides high dV/dt rate with strong resistance to eCO

CT640F . S onides h w e ts t rinn 9 onad c a M M



Peak gate current ($t_p=20\mu s$, $T_j=150$)	I_{GM}	10	A
Average gate power dissipation ($T_j=150$)	$P_{G(AV)}$	1	W
Peak gate power	P_{GM}	20	W
Peak pulse voltage ($T_j=25$; non-repetitive, off-state; FIG.7)	V_{pp}	0.5	kV

ELECTRICAL CHARACTERISTICS ($T_j=25$ unless otherwise specified)

Symbol	Test Condition	Value			Unit
		MIN.	TYP.	MAX.	
I_{GT}	$V_D=12V$ $R_L=33$	-	-	35	mA
V_{GT}		-	-	1	V
V_{GD}	$V_D=V_{DRM}$ $T_j=150$ $R_L=3.3k$	0.2	-	-	V
I_L	$I_G=1.2I_{GT}$	-	-	80	mA
I_H	$I_T=500mA$	-	-	70	mA
dV/dt	$V_D=400V$ Gate Open $T_j=125$	1300	-	-	V/ μs
	$V_D=400V$ Gate Open $T_j=150$	700	-	-	
t_{on}	$I_G=40mA$ $I_A=400mA$ $I_R=40mA$ $T_j=25$	-	2	-	μs
t_{off}		-	60	-	

STATIC CHARACTERISTICS

Symbol	Parameter		Value(MAX.)	Unit
V_{TM}	$I_{TM}=80A$ $t_p=380\mu s$	$T_j=25$	1.55	V
V_{TO}	Threshold voltage	$T_j=150$	0.65	V
R_D	Dynamic resistance	$T_j=150$	17	m
I_{DRM}	$V_D=V_{DRM}$ $V_R=V_{RRM}$	$T_j=25$	5	μA
I_{RRM}		$T_j=150$	8	mA

THERMAL RESISTANCES

Symbol	Parameter	Value	Unit
$R_{th(j-c)}$	junction to case (DC)	2.58	/W
$R_{th(j-a)}$	junction to ambient (DC)	60	/W



FIG.1: Maximum power dissipation versus RMS on-state current


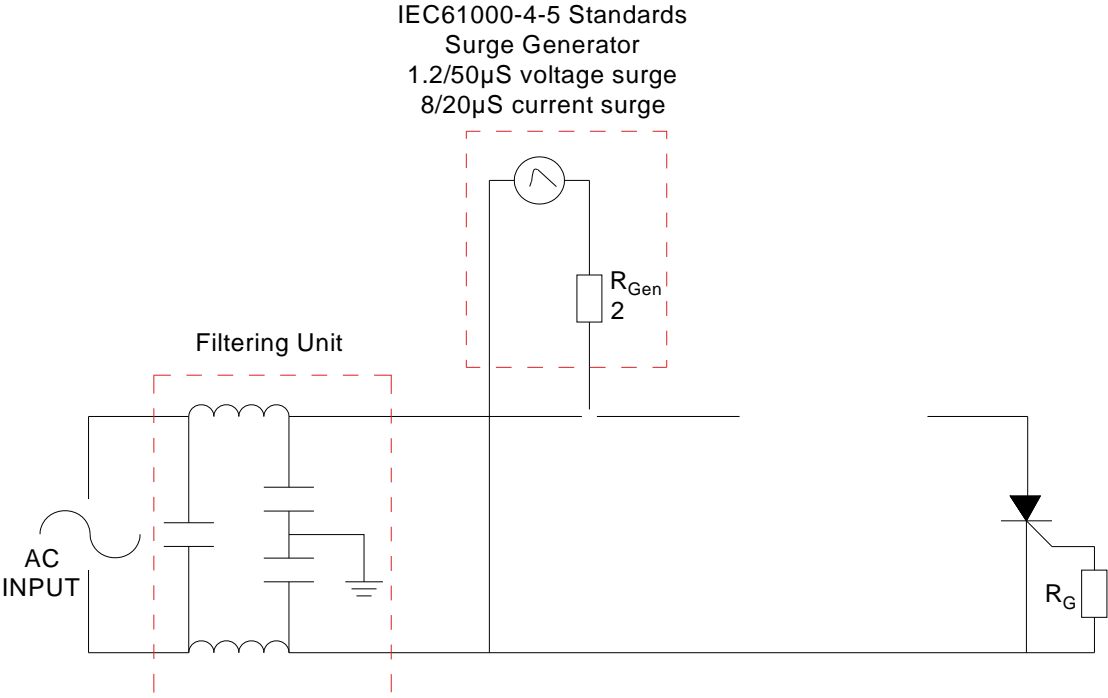


FIG.2: RMS on-state current versus case temperature

FIG.7 Test circuit for inductive and resistive loads to IEC-61000-4-5 standards.



PARAMETER INFORMATION

code	Voltage V_{DRM}/V_{RRM} (V)	IGT(mA)	Package	Base qty. (pcs)	Delivery mode
JCT640FH	600	35	TO-220F(Ins)	50	Tube

Bevis yn M


Document Revision History

Dat ä

PACKAGE MECHANICAL DATA



Information furnished in this document is believed to be accurate and reliable. However, Jiangsu JieJie Microelectronics Co., Ltd. assumes no responsibility for the consequences of use without consideration for such information nor use beyond it. Information mentioned in this document is subject to change without notice, apart from that when an agreement is signed, Jiangsu JieJie complies with the agreement. Products and information provided in this document have no infringement of patents. Jiangsu JieJie assumes no responsibility for any infringement of other rights of third parties which may result from the use of such products and information. This document supersedes and replaces all information previously supplied.

 is a registered trademark of Jiangsu JieJie Microelectronics Co., Ltd. Copyright © 2025 Jiangsu JieJie Microelectronics Co., Ltd. All rights reserved.