


ACJT210-8V 2A TRIAC

Rev.A.1.1

## DESCRIPTION:

The ACJT210-8V triac is suitable for general purpose



Peak pulse voltage ( $T_j=25$ ; non-repetitive, off-state; FIG.8)	$V_{pp}$	4.5	kV
--	----------	-----	----

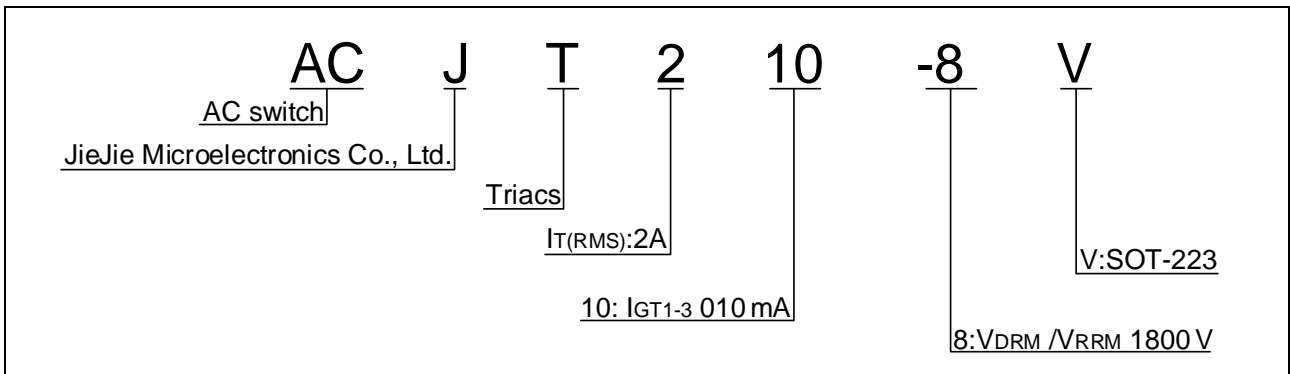
## ELECTRICAL CHARACTERISTICS (unless otherwise specified)

Symbol	Test Condition	Quadrant	Value		Unit
$I_{GT}$	$V_D=12V$ $R_L=33$	- -	MAX.	10	mA
$V_{GT}$		- -	MAX.	1	V
$V_{GD}$	$V_D=V_{DRM}$ $T_j=125$ $R_L=3.3k$	- -	MIN.	0.2	V
$I_L$	$I_G=1.2I_{GT}$	-	MAX.	25	mA
				35	
$I_H$	$I_T=100mA$		MAX.	15	mA
$dV/dt$	$V_D=540V$ Gate Open $T_j=125$		MIN.	900	V/s
$(dI/dt)_c$	$(dV/dt)_c=19$ $V_j=125$		MIN.	3	A/ms
$t_{on}$	$I_G=20mA$ $I_A=200mA$ $I_R=20mA$ $T_j=25$		TYP.	2.5	s
$t_{off}$				25	
$V_{CL}$	$I_{CL}=0.1mA$ $t_p=1ms$		MIN.	850	V

## STATIC CHARACTERISTICS

Symbol	Parameter		Value(MAX.)	Unit
$V_{TM}$	$I_{TM}=3A$ $t_p=380$ s	$T_j=25$	1.5	V
$V_{TO}$	Threshold voltage	$T_j=125$	0.79	V
$R_D$	Dynamic resistance	$T_j=125$	24	


ORDERING INFORMATION



MARKING



FIG.7: Relative variations of gate trigger current, holding current and latching current versus junction temperature





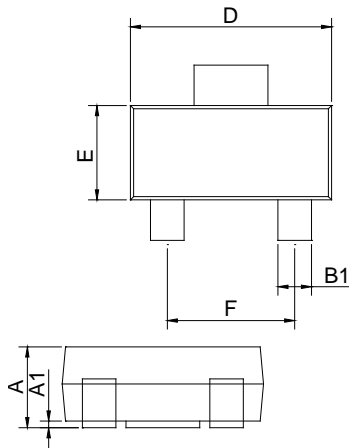
## ORDERING INFORMATION

Order code	Voltage $V_{DRM}/V_{RRM}$ (V)	IGT(mA)	Package	Base qty. (pcs)	Delivery mode
ACJT210-8V	800	10	SOT-223	4,000	Tape & Reel

## Document Revision History

Date	Revision	Changes
Apr.14, 2023	A.1.0	Last updated
Oct.23, 2025	A.1.1	Revise PACKAGE MECHANICAL DATA

PACKAGE MECHANICAL DATA



Ref.	Dimensions					
	Millimeters			Inches		
	Min.	Typ.	Max.	Min.	Typ.	Max.
A	1.50	1.60	1.80	0.059	0.063	0.071
A1	0.01	0.06	0.10	0.001	0.002	0.004
B	2.90	3.00	3.10	0.114	0.118	0.122
B1	0.60	0.70	0.80	0.024	0.028	0.031
C	0.22	0.26	0.32	0.009	0.010	0.013
D	6.30	6.50	6.70	0.248	0.256	0.264
E	3.30	3.50	3.70	0.130	0.138	0.146
F	4.40			0.173		
F1	2.20			0.087		
G	0.50		1.00	0.020		0.039
H	1.50	1.75	2.00	0.059	0.069	0.079
J	6.70	7.00	7.30	0.264	0.276	0.287
K						



