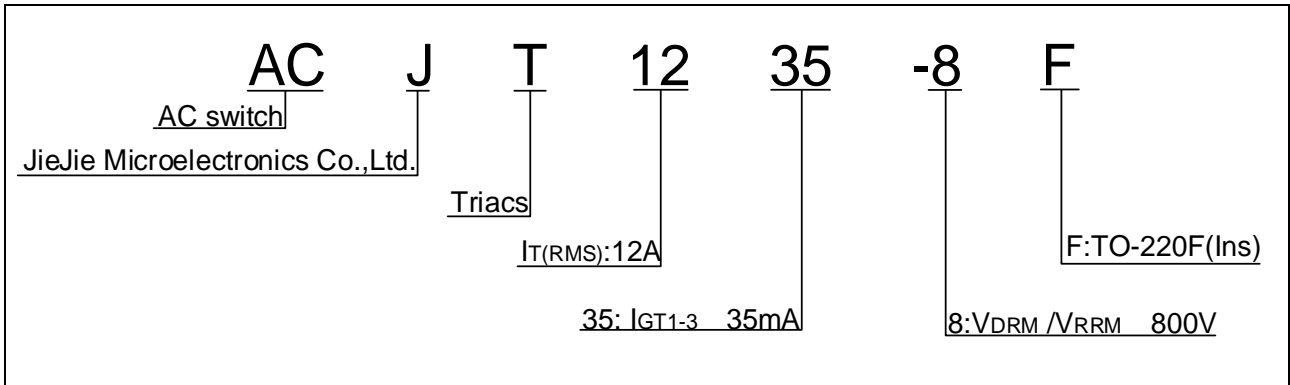


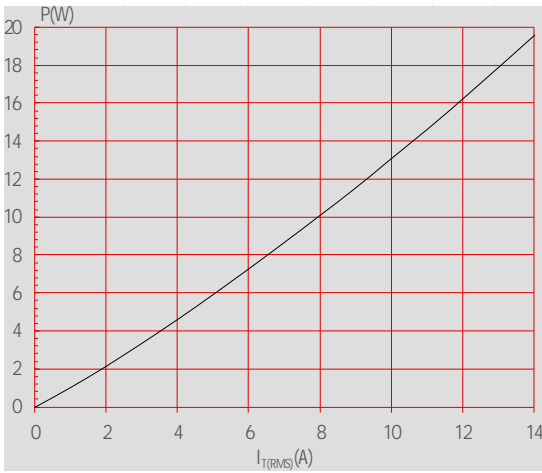


Average gate power dissipation ( $T_j=125$ )	$P_{G(AV)}$	0.5	W
Peak gate power	$P_{GM}$	10	W

ORDERING INFORMATION



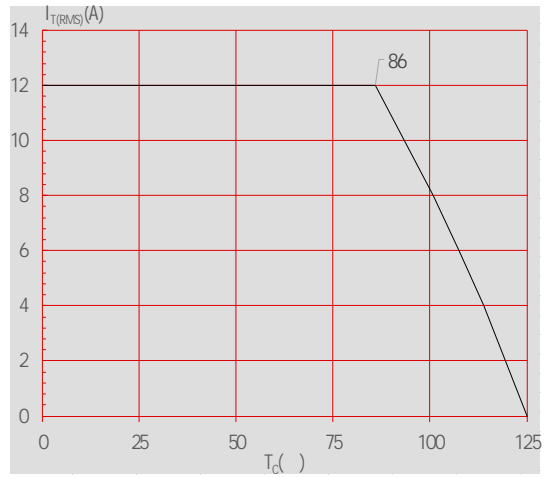
**FIG.1:** Maximum power dissipation versus RMS on-state current



**FIG.3:** Surge peak on-state current versus number of cycles



**FIG.2:** RMS on-state current versus case temperature



**FIG.4:** On-state characteristics

**ACJT1235-8F**

**ORDERING INFORMATION**

<b>Order code</b>	<b>Voltage <math>V_{DRM}/V_{RRM}</math> (V)</b>	<b>IGT(mA)</b>	<b>Package</b>	<b>Base qty. (pcs)</b>	<b>Delivery mode</b>
ACJT1235-8F	800	35	TO-220F(Ins)	50	Tube

**PACKAGE MECHANICAL DATA**

**ACJT1235-8F**