



JOCT214X-S4 Series

Rev.A.1.0

DESCRIPTION:

The products are transistor opto-couplers in a SSOP4 package. The device is a photoelectric coupler composed of light-emitting diode and phototransistor. The products are widely used in switching power supply, intelligent meter, in

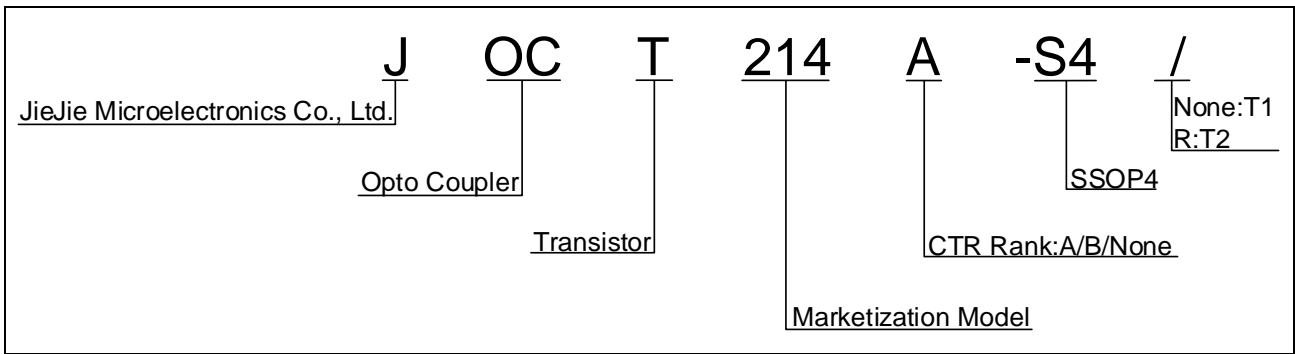
M

0

ELECTRICAL CHARACTERISTICS (Temperature=25°C)

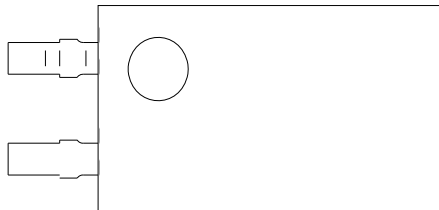
Parameter		Symbol	Condition	Min.	Typ.	Max.	Unit
Input	Forward Voltage	V_F	$I_F = \pm 10\text{mA}$	-	1.2	1.5	V
	TeM - Co-						

ORDERING INFORMATION



Packing Quantity	
Option	Quantity
None/R	3000 Units/Reel

MARKING



Characteristics Curves

FIG.1: Max. Allowable LED Forward Current vs. Ambient Temperature

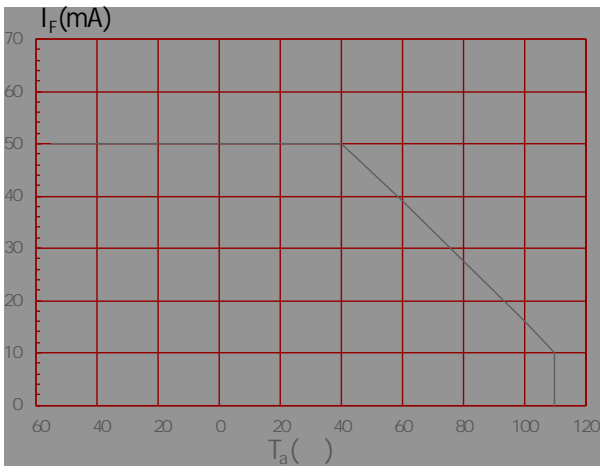


FIG.3: Forward Current vs. Forward Voltage

FIG.2: Collector Power Dissipation vs. Ambient Temperature

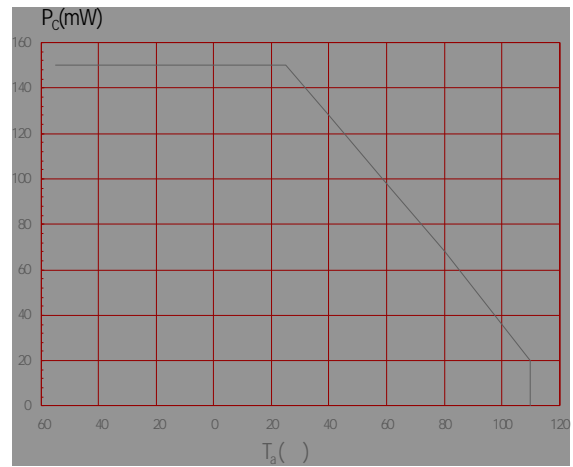
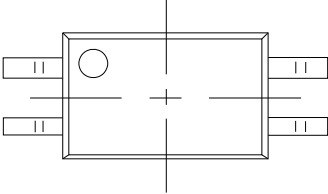


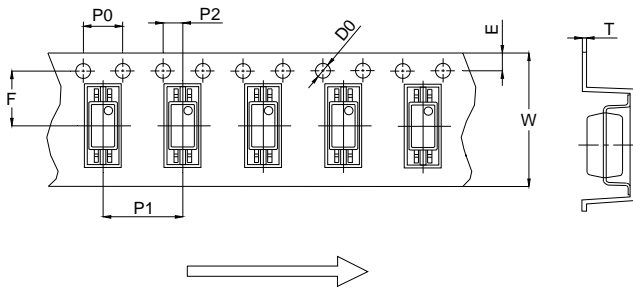
FIG.4: Normalized Collector Dark Current vs. A Æ np

Package Dimension (Unit: mm)



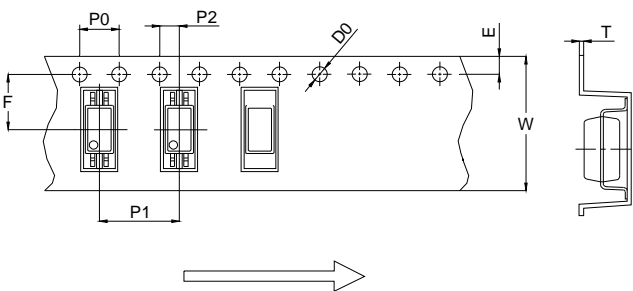
CARRIER TAPE SPECIFICATIONS (Dimensions in mm unless otherwise stated)

Option None



Ref.	Dimensions					
	Millimeters			Inches		
	Min.	Typ.	Max.	Min.	Typ.	Max.
D0		1.50	1.60		0.059	0.063
P0	3.90	4.00	4.10	0.154	0.157	0.161
P1	7.90	8.00	8.10	0.311	0.315	0.319
P2	1.90	2.00	2.10	0.075	0.079	0.083
E	1.65	1.75	1.85	0.065	0.069	0.073
F	5.40	5.50	5.60	0.213	0.217	0.220
T	0.20	0.25	0.30	0.008	0.010	0.012
W	11.90	12.10	12.30	0.469	0.476	0.484

Option R



Ref.	Dimensions					
	Millimeters			Inches		
	Min.	Typ.	Max.	Min.	Typ.	Max.
D0		1.50	1.60		0.059	0.063
P0	3.90		4.10	0.154		0.161
P1	7.90		8.10	0.311		0.319
P2	1.90		2.10	0.075		0.083
E	1.65		1.85	0.065		0.073
F	5.40		5.60	0.213		0.220
T	0.20		0.30	0.008		0.012
W	11.90		12.30	0.469		0.484

JOCT214X

Note:

1. Reflow soldering is recommended at the temperatures and times shown, no more than three times.